

## Coronavirus (COVID-19) Data Report for Eaton County, MI

Report Date: 05/12/2023

**CDC Community Level: Low**

This report contains preliminary data on persons testing positive for COVID-19. It may be revised as new information is gathered during case investigation. The health department plans to update this data report weekly each Thursday.

**Summary**

**Data**

Total Cases: 28,982  
 Recovered Cases: 28,436  
 Deaths: 480 Probable Cases: 6,805

**Hospital Data**

Total Inpatients: 1,958 (6.8%)  
 Died: 480 (1.7%)  
 Not Hospitalized: 26,498 (91.6%)

**Positivity Rate**

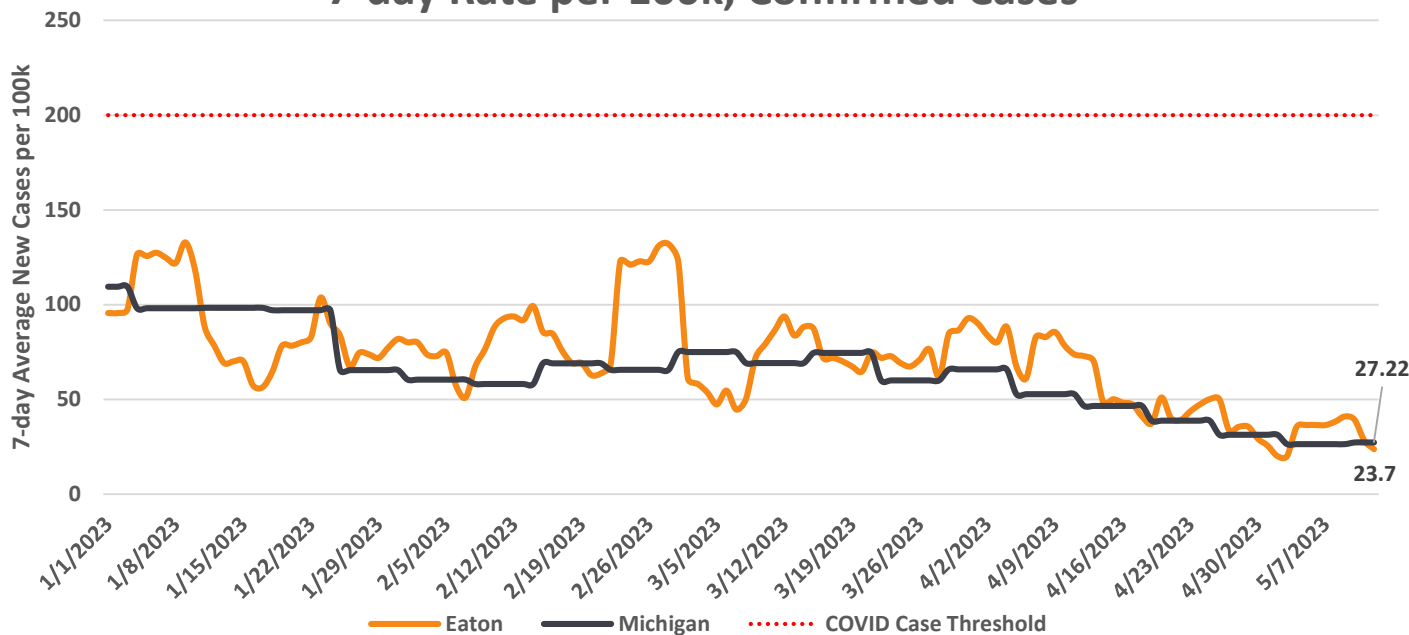
Unavailable

COVID Case Rate past 7 days	Indicators	Low	Medium	High	Eaton
Fewer than 200	New COVID-19 admissions per 100,000 population (7-day total)	<10.0	10.0-19.9	≥20.0	3.8
	% staffed inpatient beds occupied by COVID patients	<10.0%	10.0%	≥15.0%	3.8%
200 or more	New COVID-19 admissions per 100,000 population (7-day total)	N/A	<10.0	≥10.0	N/A
	% staffed inpatient beds occupied by COVID patients	N/A	<10.0%	≥10.0%	N/A

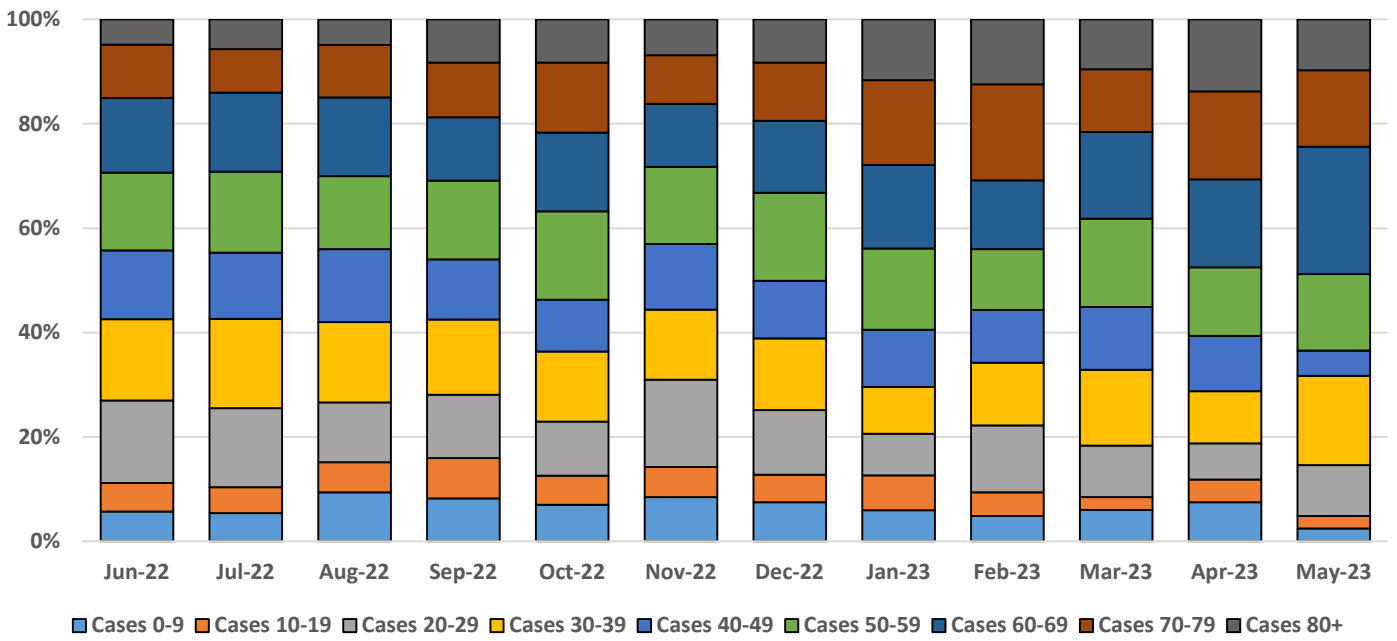
**Eaton Case Rate per 100,000: 23.7**

State data last updated 05/08/23

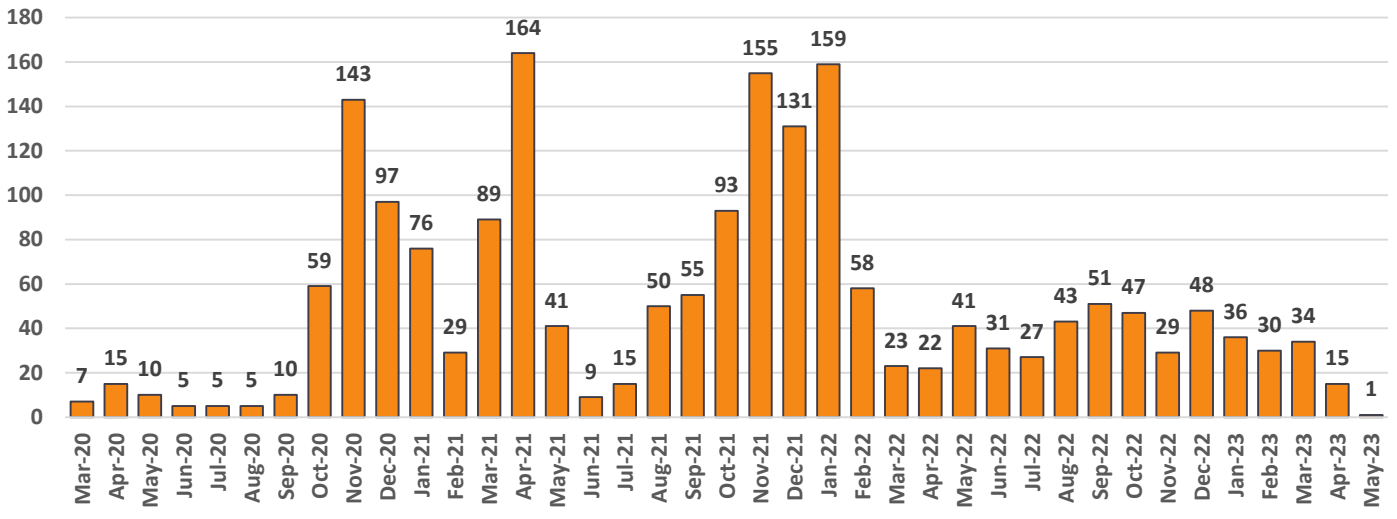
### 7-day Rate per 100k, Confirmed Cases



# Eaton Percentage of COVID-19 Cases by Age Group, Each Month



## Eaton County Hospitalizations by Month



## Deaths by Month, Eaton County

