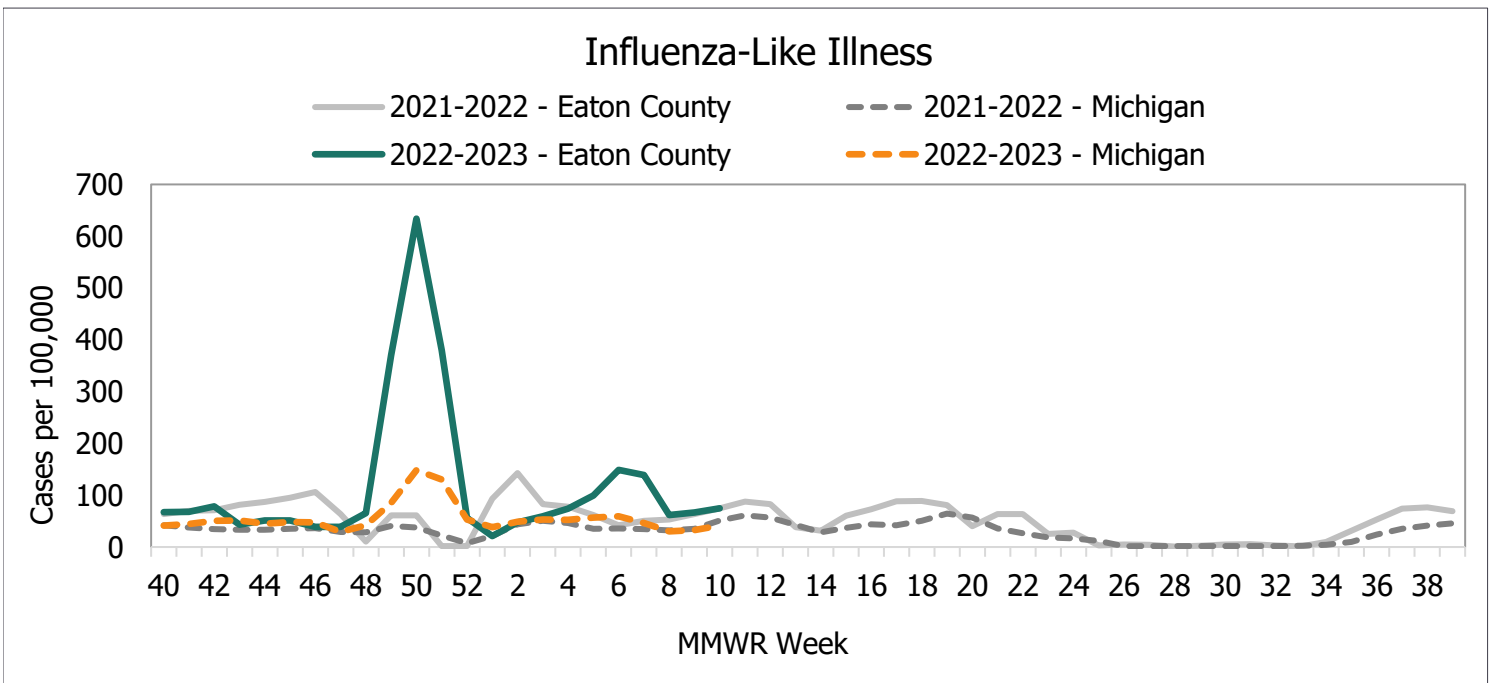
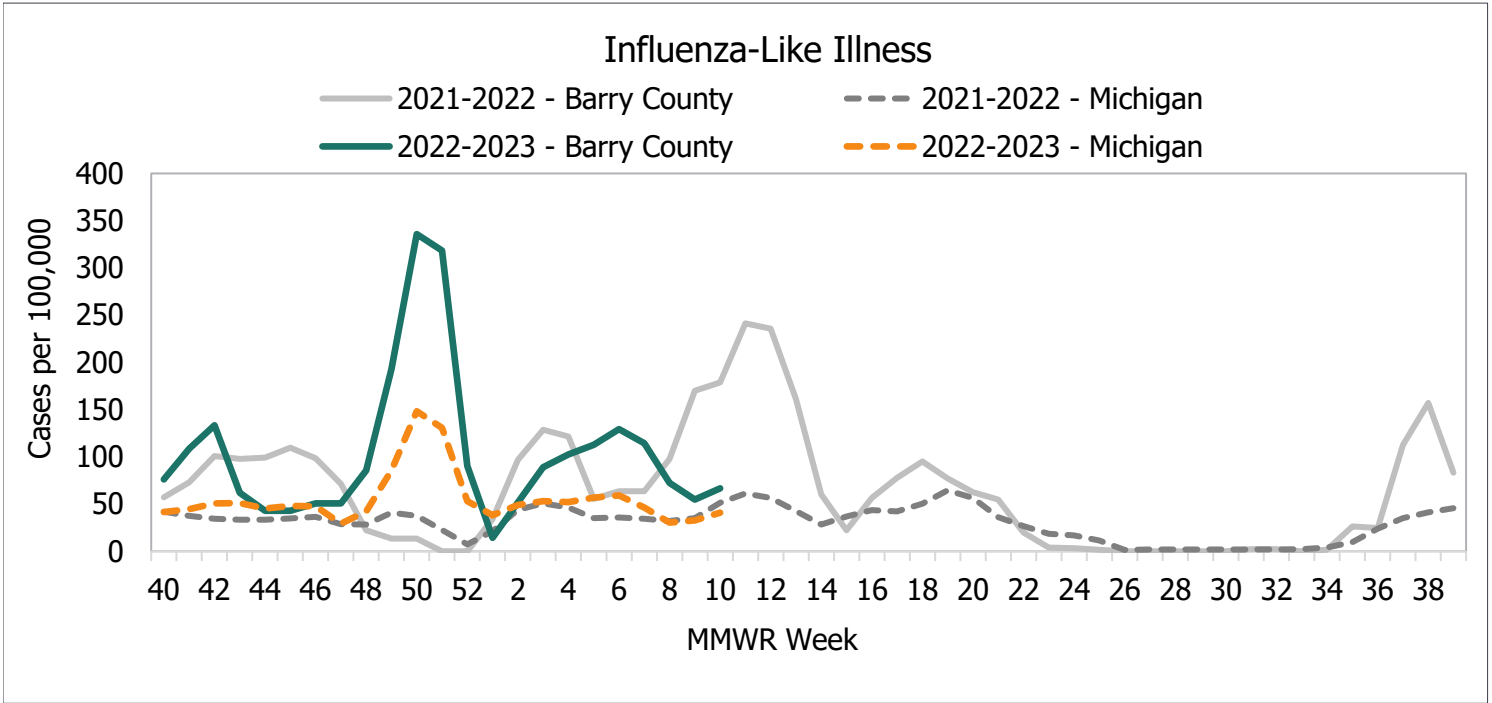




Barry-Eaton District Influenza Surveillance Report
MMWR* Week 10: March 5, 2023 – March 11, 2023



Note: All data are preliminary and may change as more reports are received. Influenza-like illness (ILI) is defined as fever (temperature of 100 °F or greater) and cough and/or sore throat. It is used for flu surveillance worldwide. The graphs represent a rolling 2 week rolling average of ILI cases reported to Michigan Disease Surveillance System (MDSS).

National Data

According to CDC, there have been **132 pediatric deaths** this season as of MMWR week 10. There has been **1 pediatric death** reported in Michigan.

CDC estimates that in the U.S., from **October 1, 2022** through **March 11, 2023**, there have been:

- **26 - 50 million flu illnesses**
- **12 - 24 million flu medical visits**
- **290,000 - 620,000 flu hospitalizations**
- **18,000 - 55,000 flu deaths**

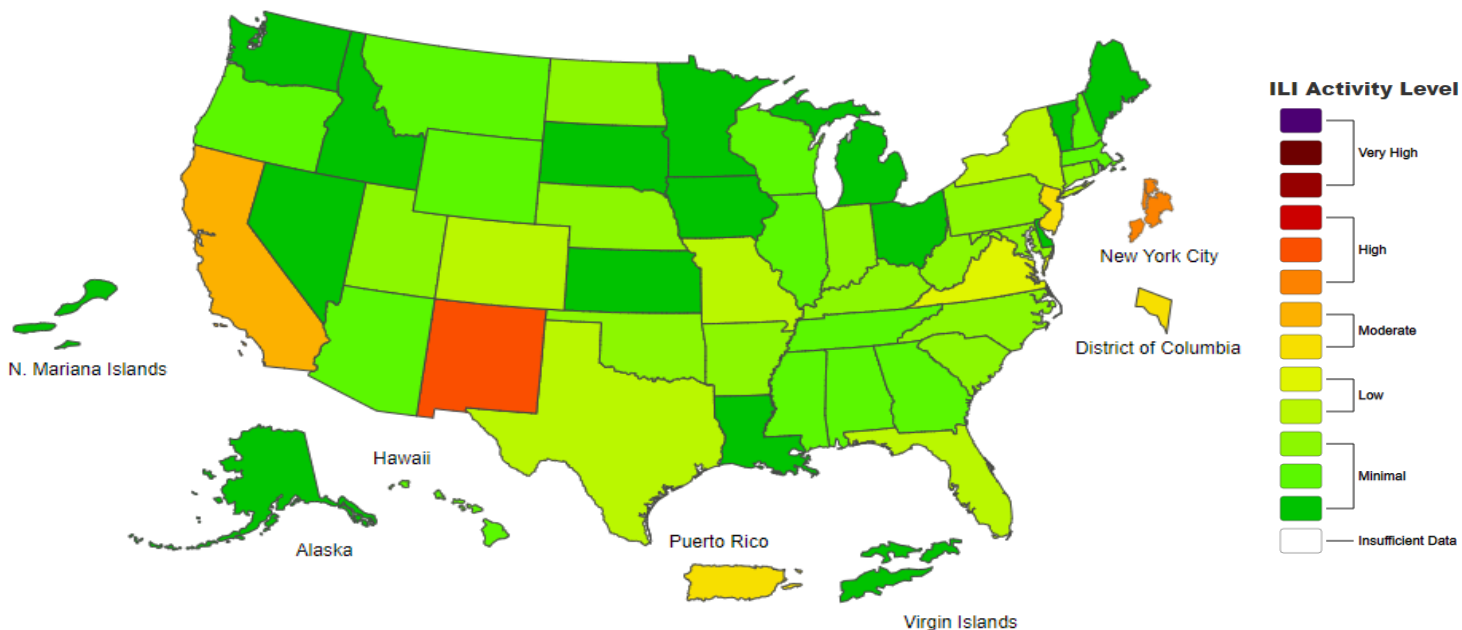
These estimates are calculated based on data collected through CDC's Influenza Hospitalization Surveillance Network (FluSurv-NET) and are **preliminary**.

Among reported positive specimens performed nationwide by clinical laboratories cumulative since October 2, 2022:

Influenza A: 98.8%

Influenza B: 1.2%

2022-23 Influenza Season Week 10 Ending March 11, 2023



Note: ILINET monitors visits for respiratory illness that includes fever plus a cough or sore throat, also referred to as ILI, not laboratory confirmed influenza and may capture patient visits due to other respiratory pathogens that cause similar symptoms. This map represents U.S. ILI activity levels reported to ILINet.

Useful resources:

<https://www.cdc.gov/flu/about/burden/preliminary-in-season-estimates.htm#:~:text=During%20the%202021%2D2022%20influenza,during%20the%202011%2D2012%20season.>

<https://www.cdc.gov/flu/weekly/index.htm>

<https://www.cdc.gov/flu/weekly/index.htm>

*Morbidity and Mortality Weekly Report



Barry-Eaton District
Health Department

Aurelia Pena, Epidemiologist
apena@bedhd.org