

Coronavirus (COVID-19) Data Report for Barry County, MI

Report Date: 03/17/2023

CDC Community Level: Low

This report contains preliminary data on persons testing positive for COVID-19. It may be revised as new information is gathered during case investigation. The health department plans to update this data report weekly each Thursday.

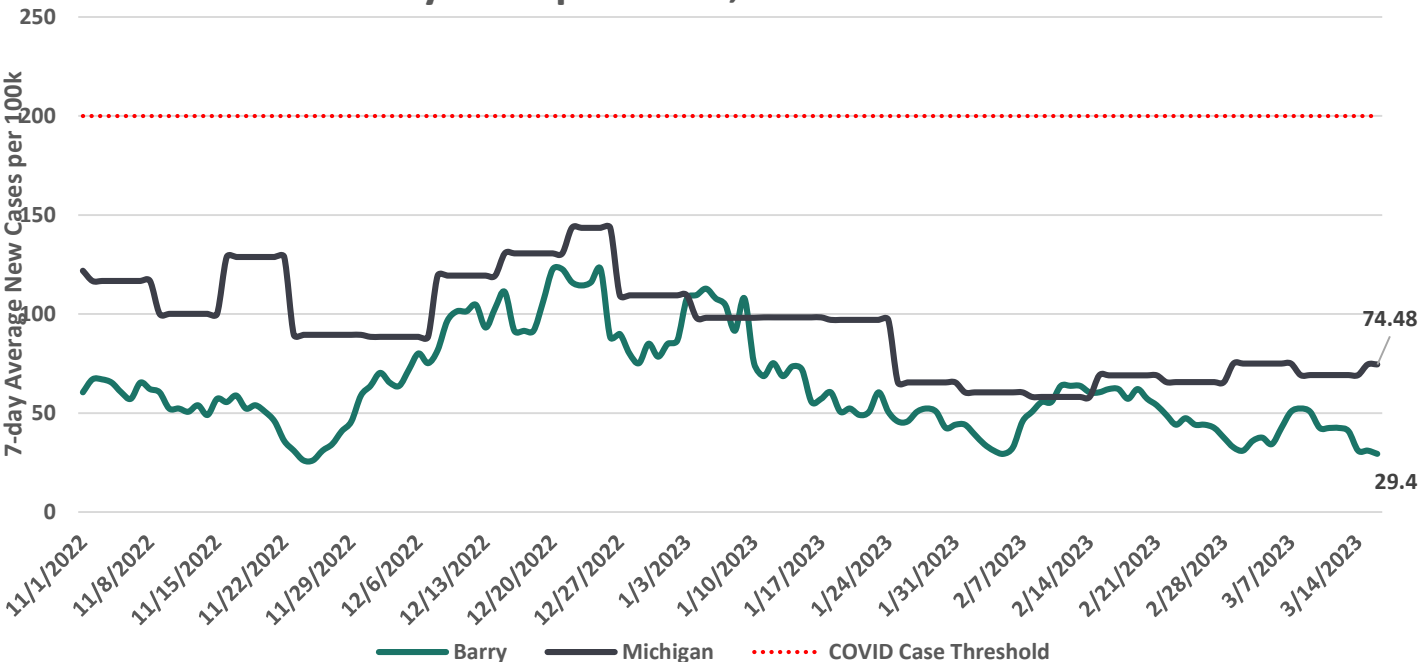
Summary Data	Total Cases: 13,984	Hospital Data	Total Inpatients: 481 (3.4%)	Positivity Rate
	Recovered Cases: 13,746		Died: 193 (1.4%)	
	Deaths: 193 Probable Cases: 3,048		Not Hospitalized: 13,310 (95.2%)	11.51%

COVID Case Rate past 7 days	Indicators	Low	Medium	High	Barry
Fewer than 200	New COVID-19 admissions per 100,000 population (7-day total)	<10.0	10.0-19.9	≥20.0	5.1
	% staffed inpatient beds occupied by COVID patients	<10.0%	10.0%	≥15.0%	4.6%
200 or more	New COVID-19 admissions per 100,000 population (7-day total)	N/A	<10.0	≥10.0	N/A
	% staffed inpatient beds occupied by COVID patients	N/A	<10.0%	≥10.0%	N/A

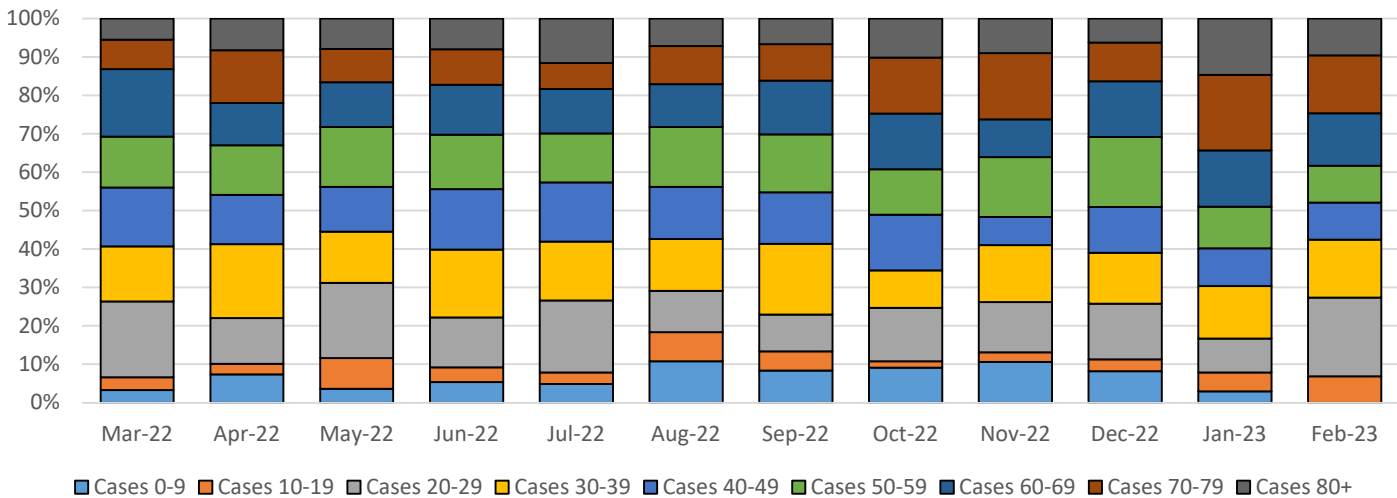
Barry Case Rate per 100,000: 29.4

State data last updated 03/15/23

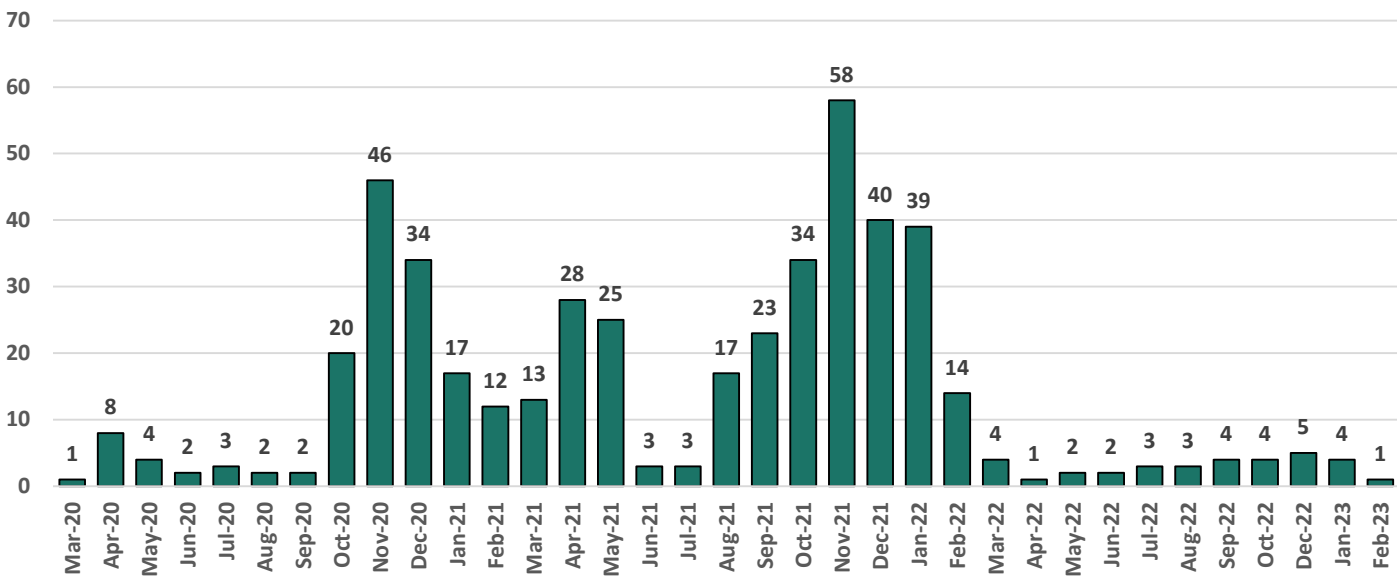
7-day Rate per 100k, Confirmed Cases



Barry County - Percentage of COVID-19 Cases by Age Group by Month



Hospitalizations by Month, Barry County



Barry County Deaths by Month

