

Coronavirus (COVID-19) Data Report for Barry County, MI

Report Date: 11/18/2022

CDC Community Level: Low

This report contains preliminary data on persons testing positive for COVID-19. It may be revised as new information is gathered during case investigation. The health department plans to update this data report weekly each Thursday.

Summary Data

Total Cases: 13,567
 Recovered Cases: 13,275
 Deaths: 187 Probable Cases: 2,810

Hospital Data

Total Inpatients: 471 (3.5%)
 Died: 187 (1.4%)
 Not Hospitalized: 12,909 (95.2%)

Positivity Rate

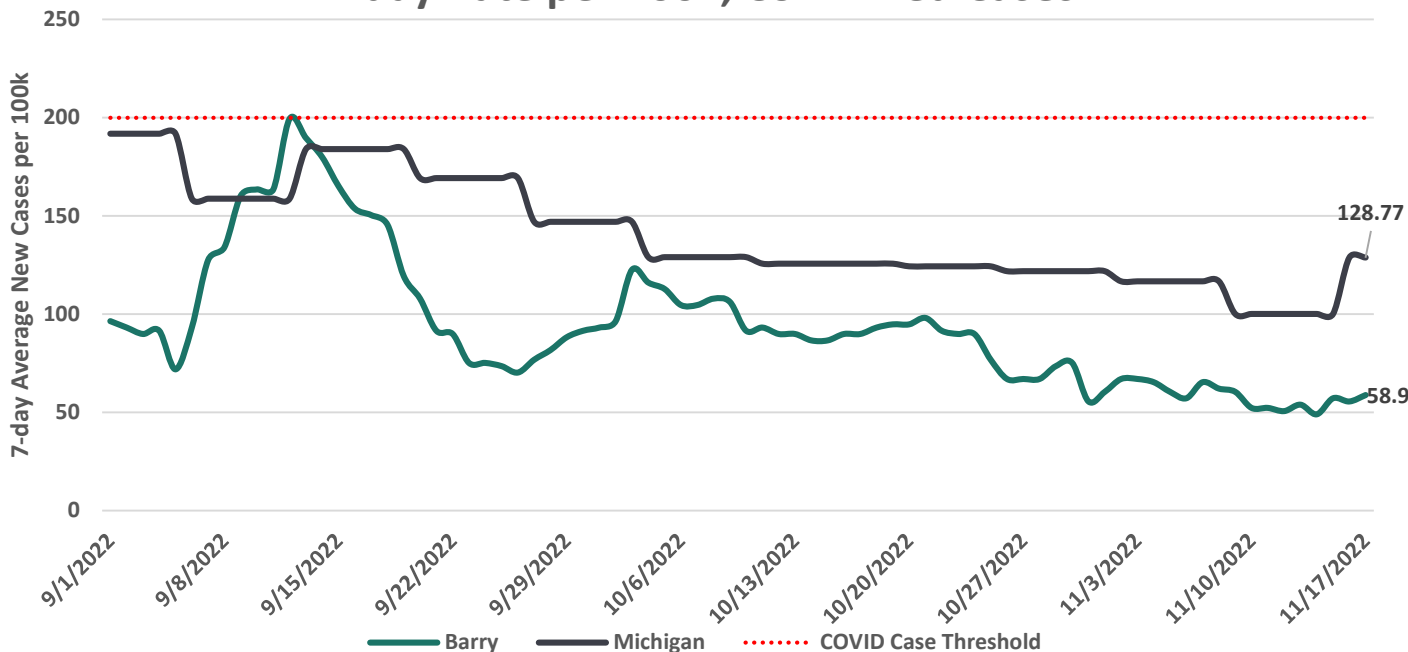
11.17%

COVID Case Rate past 7 days	Indicators	Low	Medium	High	Barry
Fewer than 200	New COVID-19 admissions per 100,000 population (7-day total)	<10.0	10.0-19.9	≥20.0	9.7
	% staffed inpatient beds occupied by COVID patients	<10.0%	10.0%	≥15.0%	7.7%
200 or more	New COVID-19 admissions per 100,000 population (7-day total)	N/A	<10.0	≥10.0	N/A
	% staffed inpatient beds occupied by COVID patients	N/A	<10.0%	≥10.0%	N/A

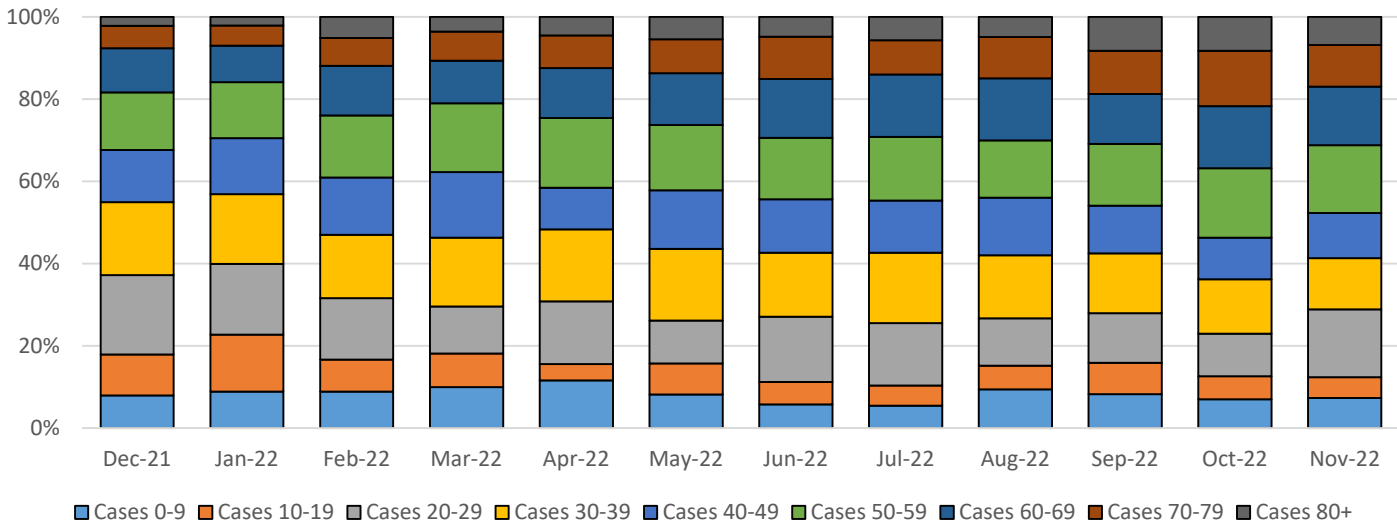
Barry Case Rate per 100,000: 58.9

State data last updated 11/16/22

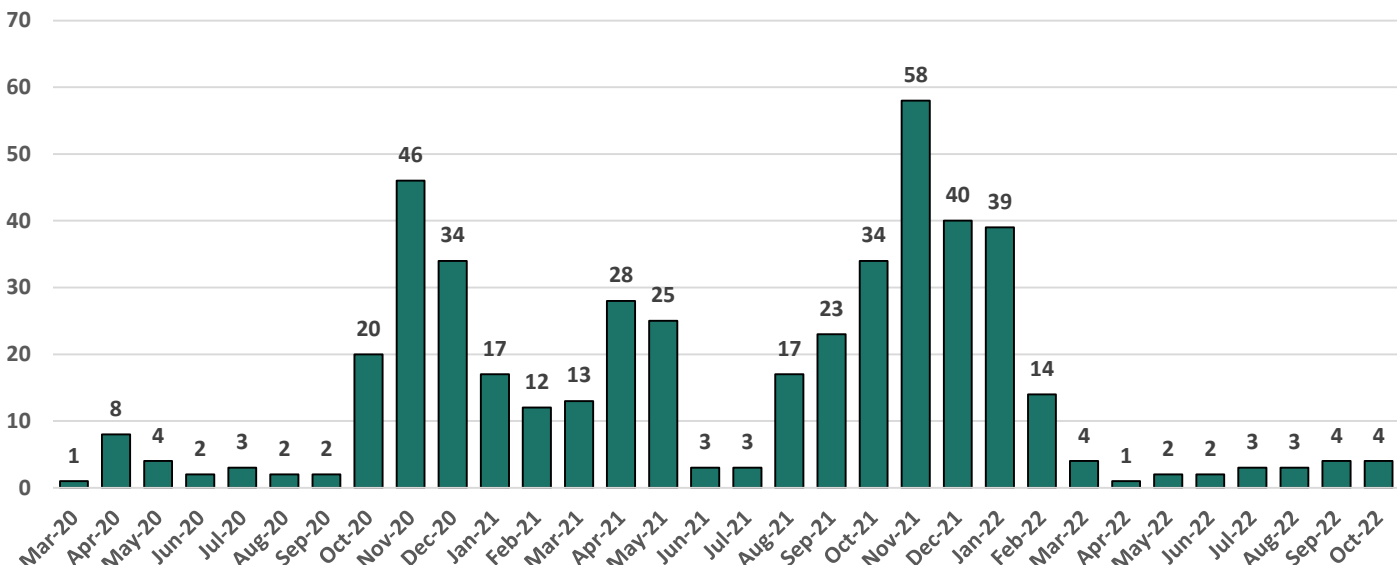
7-day Rate per 100k, Confirmed Cases



Eaton Percentage of COVID-19 Cases by Age Group, Each Month



Hospitalizations by Month, Barry County



Barry County Deaths by Month

