

# Coronavirus (COVID-19) Data Report for Barry County, MI

Report Date: 08/4/2022

**CDC Community Level: Low**

This report contains preliminary data on persons testing positive for COVID-19. It may be revised as new information is gathered during case investigation. The health department plans to update this data report weekly each Thursday.

**Summary**

**Data**

Total Cases: 12,905  
Recovered Cases: 12,634  
Deaths: 172 Probable Cases: 2,551

**Hospital**  
**Data**

Total Inpatients: 459 (3.6%)  
Died: 172 (1.3%)  
Not Hospitalized: 12,272 (95.1%)

**Positivity Rate**

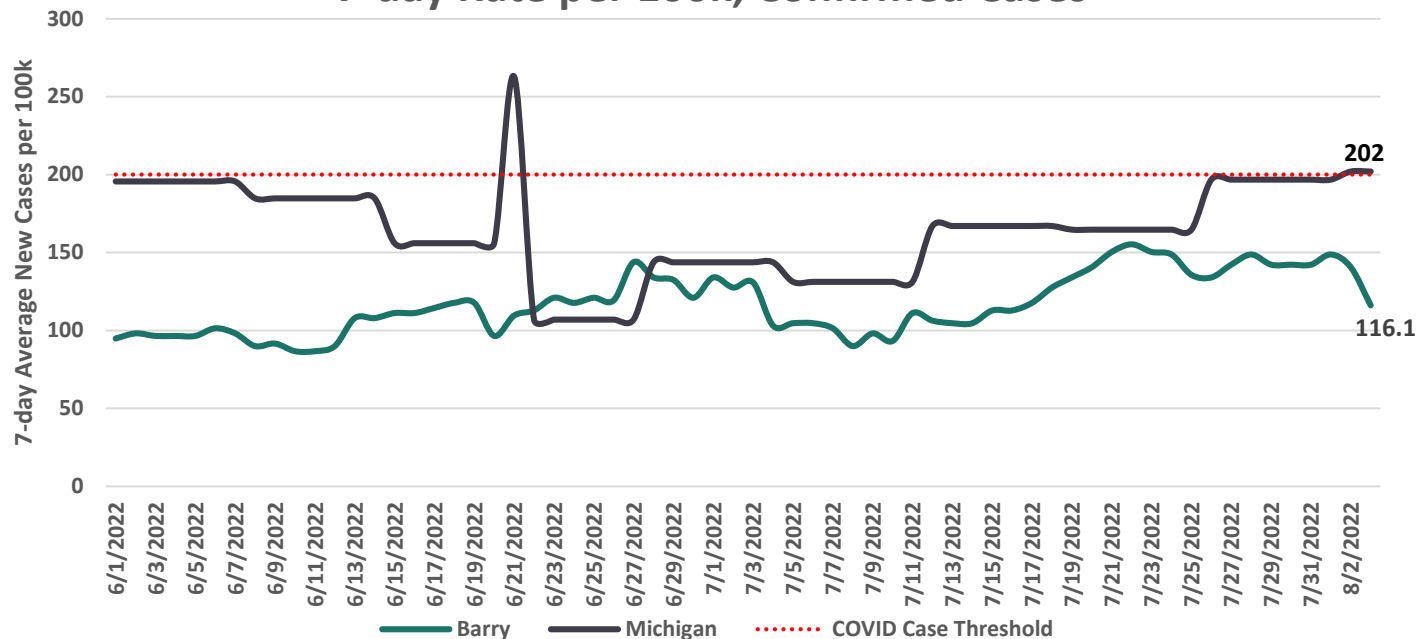
25.09%

COVID Case Rate past 7 days	Indicators	Low	Medium	High	Barry
Fewer than 200	New COVID-19 admissions per 100,000 population (7-day total)	<10.0	10.0-19.9	≥20.0	7.2
	% staffed inpatient beds occupied by COVID patients	<10.0%	10.0%	≥15.0%	5.9%
200 or more	New COVID-19 admissions per 100,000 population (7-day total)	N/A	<10.0	≥10.0	N/A
	% staffed inpatient beds occupied by COVID patients	N/A	<10.0%	≥10.0%	N/A

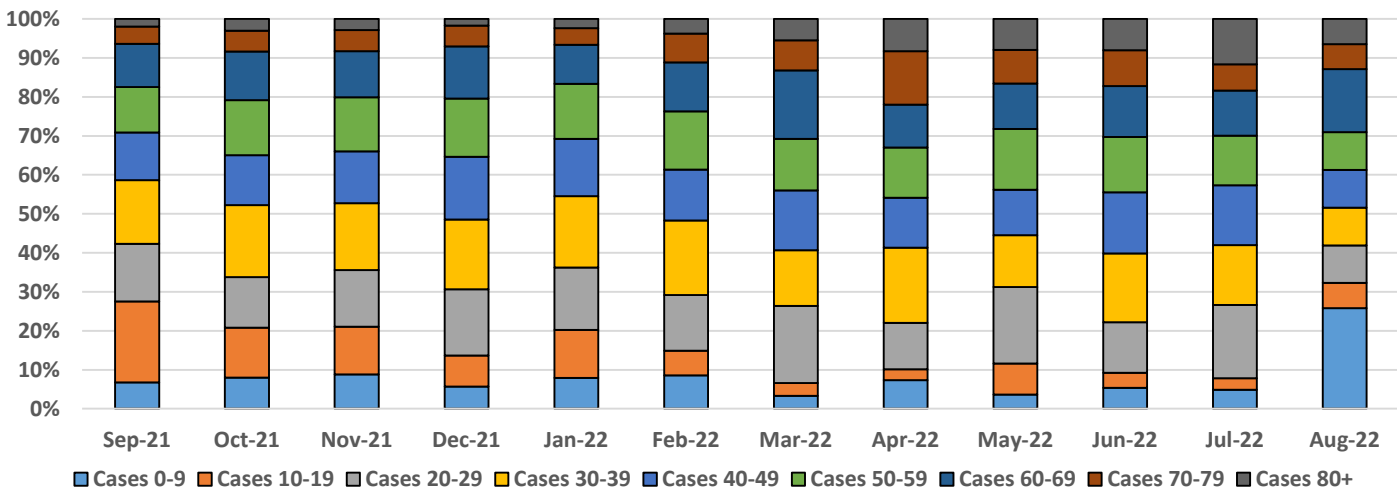
**Barry Case Rate per 100,000: 116.1**

**State data last updated 08/02/22**

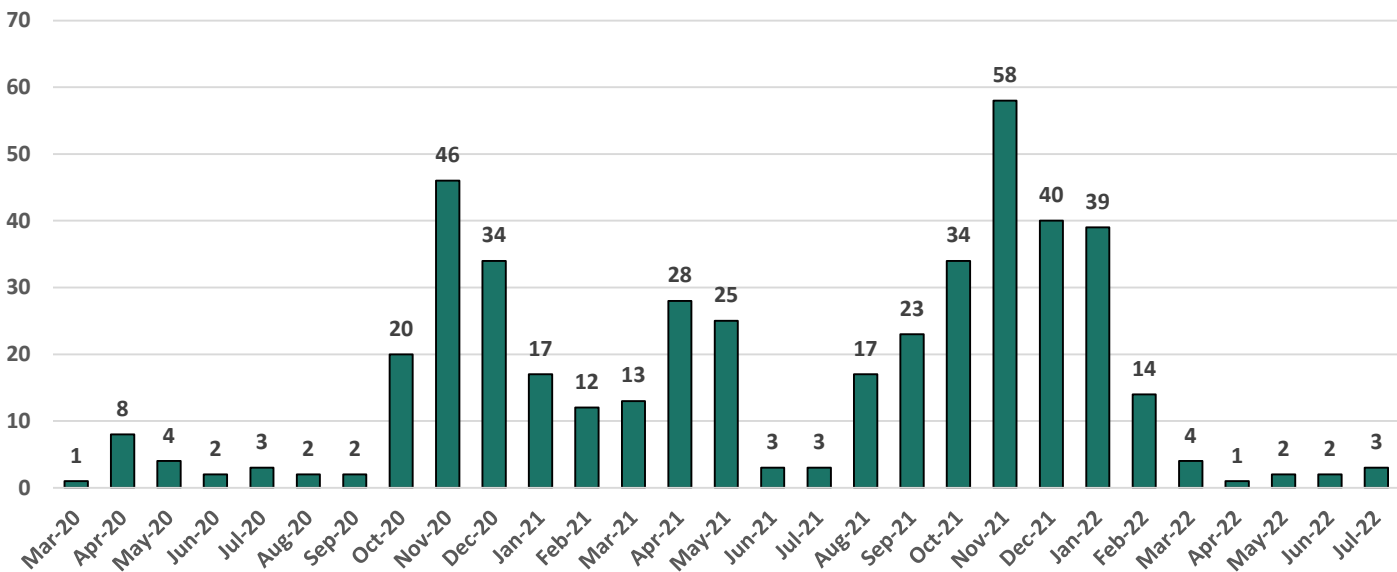
## 7-day Rate per 100k, Confirmed Cases



## Barry County - Percentage of COVID-19 Cases by Age Group by Month



## Hospitalizations by Month, Barry County



## Barry County Deaths by Month

